



(click to enlarge)

**Clear Anodized  
(Open View)**



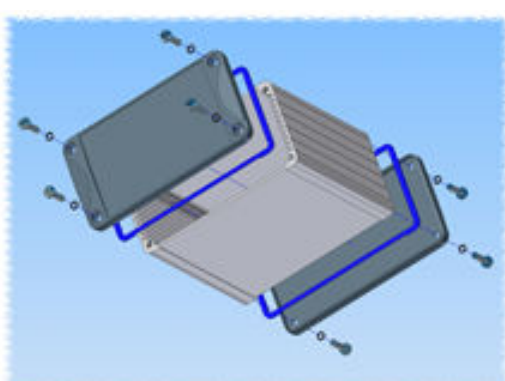
(click to enlarge)

**Clear Anodized  
(Assembled View)**



(click to enlarge)

**Flanged Version  
Clear Anodized  
(Assembled View)**



(click to enlarge)




















**Key Features:**

- Watertight - [heavy duty extruded enclosures](#) designed to house P.C. boards or for equipment interfacing.
- Sized for standard Eurocards.
- P.C. boards mount horizontally by sliding into internal slots extruded into the enclosure body.
- Rugged body constructed from one piece, extruded aluminum with a minimum thickness of .06" (1.5 mm).
- Extruded aluminum body includes a recessed area for labels or membrane keypad.
- End panels are rugged - yet easy to machine - diecast aluminum with full perimeter self-adhesive gaskets.
- Designed to meet IP 65 ratings.
- Choice of two versions - end panels without flange or with flange (for shelf or wall mounting).

**Includes:**

- Two diecast aluminum end panels - painted in a durable, black satin powder paint.
- Extruded, aluminum body (choice of either clear anodized or black powder paint finish).
- Two closed cell polyethylene foam - end plate gaskets & rubber "O" rings for assembly screws.
- All hardware and self-adhesive feet.

**REGULAR FRONT & BACK END PANELS (NO MOUNTING FLANGE)**





Part Number	Extruded Body Color	Reader File	 Drawing File Size	AutoCAD .dwg Files (zipped)	.zip File Size	3D Solid Model .igs & .stp files (zipped)	3D .zip File Size	Units	Length	Width	Height
<b>1457C801</b> <b>1457C801BK</b>	Clear Black		274K		238K		258K	Inches	3.15	2.32	1.21
								mm	80	59	30.9
<b>1457C1201</b> <b>1457C1201BK</b>	Clear Black		282K		248K		258K	Inches	4.73	2.32	1.21
								mm	120	59	30.9
<b>1457K1201</b> <b>1457K1201BK</b>	Clear Black		458K		314K		437K	Inches	4.73	3.30	1.73
								mm	120	84	44.1
<b>1457K1601</b> <b>1457K1601BK</b>	Clear Black		451K		311K		437K	Inches	6.30	3.30	1.73
								mm	160	84	44.1
<b>1457N1201</b> <b>1457N1201BK</b>	Clear Black		436K		342K		300K	Inches	4.73	4.09	2.15
								mm	120	104	54.6
<b>1457N1601</b> <b>1457N1601BK</b>	Clear Black		437K		338K		300K	Inches	6.30	4.09	2.15
								mm	160	104	54.6




(click to enlarge)

**Flanged Version  
Clear Anodized  
(Bottom View)**

**FLANGED VERSION**

Part Number	Extruded Body Color	Reader File	 Drawing File Size	AutoCAD .dwg Files (zipped)	.zip File Size	3D Solid Model .igs & .stp files (zipped)	3D .zip File Size	Units	Length	Width	Height
<b>1457C802</b> <b>1457C802BK</b>	Clear Black		286K		259K		280K	Inches	3.15	2.32	1.21
								mm	80	59	30.9

<b>1457C1202</b> <b>1457C1202BK</b>	Clear		284K		260K		280K	Inches	4.73	2.32	1.21
	Black							mm	120	59	30.9
<b>1457K1202</b> <b>1457K1202BK</b>	Clear		461K		310K		479K	Inches	4.73	3.30	1.73
	Black							mm	120	84	44.1
<b>1457K1602</b> <b>1457K1602BK</b>	Clear		457K		318K		479K	Inches	6.30	3.30	1.73
	Black							mm	160	84	44.1
<b>1457N1202</b> <b>1457N1202BK</b>	Clear		454K		341K		330K	Inches	4.73	4.09	2.15
	Black							mm	120	104	54.6
<b>1457N1602</b> <b>1457N1602BK</b>	Clear		449K		336K		330K	Inches	6.30	4.09	2.15
	Black							mm	160	104	54.6

### *Color Options:*



(click to enlarge)

- Choose either clear anodized (left) finish or black powder paint (right).
- Note that the diecast aluminum front & back panels are both finished in black powder paint.

### *Heavy Duty:*

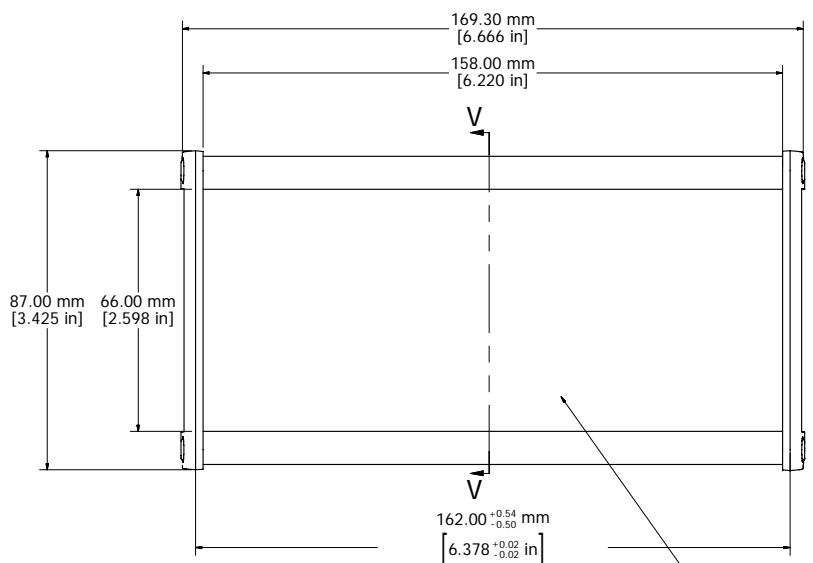
**DESIGNED FOR TOUGH ENVIRONMENTS !**



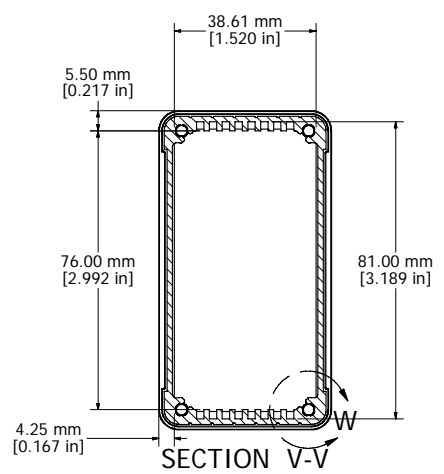
(click to enlarge)



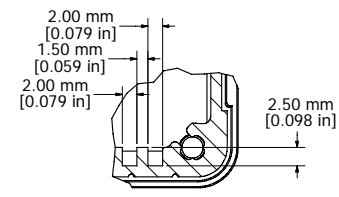
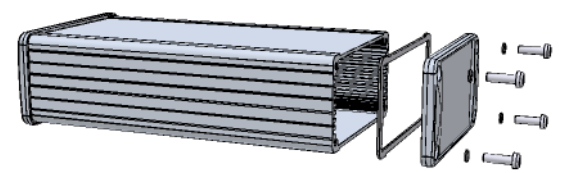
(click to enlarge)



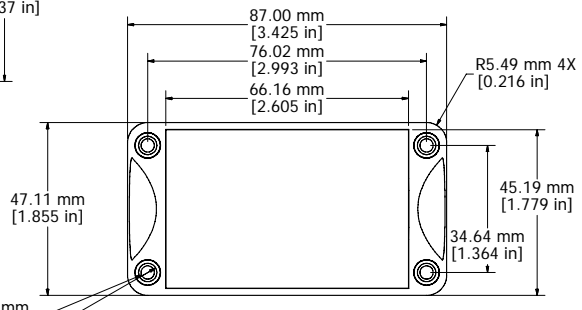
Inside Face to Face Dimension  
**ASSEMBLY - VIEW FROM TOP** .75mm (.030") Deep Recess For Labels/Keypads etc.



**SECTION V-V**



**DETAIL W**



**END PANEL - VIEW FROM OUTSIDE**

Ø3.60 mm  $\nabla$  8.00 mm  
 L  $\nabla$  Ø7.00 mm  $\nabla$  2.50 mm 4X  
 Ø5.00 mm  $\nabla$  0.60 mm 4X

Fits 160mm (6.299") X 80mm (3.149") PCB  
 Note: Aluminum extrusion has a tolerance of +/- .02"

**PROTECTION TO IP 65**

Enclosures can be Factory Modified ( Milling, Drilling, Printing etc. )  
 Contact Factory [mjm@hammondmgf.com](mailto:mjm@hammondmgf.com) for quotes  
 Solid models of this enclosure available in STEP or IGES.

NOTE	
Purchased assembly includes box, end panels, stainless steel #6 Taptight screws, self adhesive rubber feet, gaskets and O-Rings.	
Box made from Extruded Aluminum 6063.	
End panels made from Type 380 Diecast Aluminum with a black powder paint finish.	
WATERPROOF 1457K1601	
PART NUMBERS	
Clear anodized box with black powder painted end panels	1457K1601
Black powder painted box and end panels	1457K1601BK
EMI/RFI SHIELDED (IP 54)	
Clear anodized box with black powder painted end panels	1457K1601E
Black powder painted box and end panels	1457K1601BKE
ACCESSORIES	
See website for accessories.	

**HAMMOND  
 MANUFACTURING™**  
 1457K1601  
[www.hammondmgf.com](http://www.hammondmgf.com)